

# Sauna heater Herkules XL S120

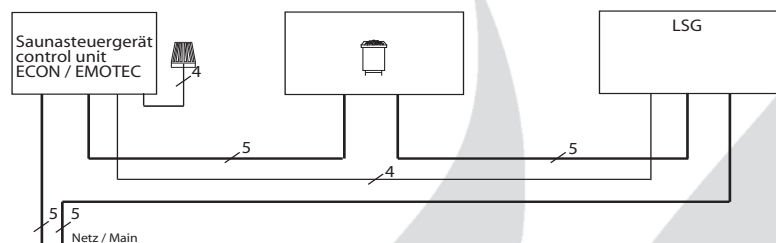
Free-standing heater

For commercial sauna

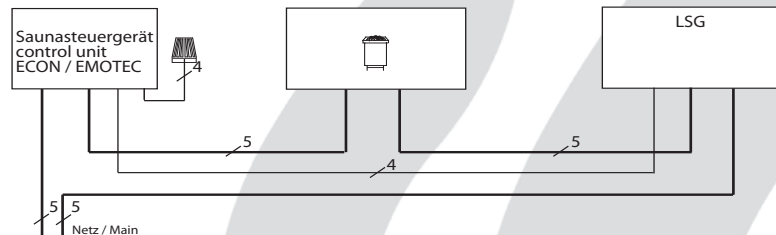
Optimal heat development by well-balanced quantity of stones.  
 Service friendly modular construction  
 Two hot stone volumes allow versatile steam shocks.  
 Sauna heater is prepared for ad - on set SteamFix. (conectable of an external steam generator).

## Installation diagram

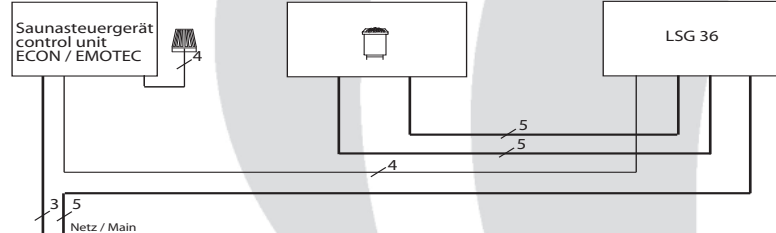
18 kW



24 kW

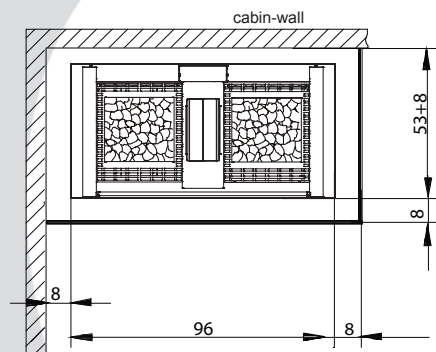


30 kW



CE DVE IPx4  
 MADE IN GERMANY

Minimum clearances \*\*)



Cabin altitude min. 2,10 m

The air intake vents must always be aligned behind the sauna heating unit.

Capacity acc. DIN	Electrical Connection	Fuse control unit in A	Fuse LSG in A	Connecting cable main - control unit in mm <sup>2</sup>	Connecting cable main - LSG in mm <sup>2</sup>	Connecting cable control unit - heater in mm <sup>2</sup>	Connecting cable LSG - heater in mm <sup>2</sup>	Connecting cable control unit - LSG in mm <sup>2</sup>
18 kW	3N AC 50 Hz 400 V	3 x 16	3 x 16	5 x 2,5	5 x 2,5	5 x 1,5	5 x 1,5	4 x 1,5
24 kW			3 x 35					
30 kW		1 x 16	3 x 63	3 x 1,5	5 x 16	2 St. 5 x 4		

All cross sections of a line are minimum diameters in mm<sup>2</sup> (Copper line)

Art.-No.	Outer shell	Capacity acc. DIN	Installation dimensions H/W/D cm	For cabin size	Minimum dimensions of air intake and exhaust vents	Weight without stones without package	Stone filling	Power switch gear needed	For operation with control units
94.4276	Grinded stainless steel / anthracite	18 kW	85 x 96 x 53	24 - 35 m <sup>3</sup>	50 x 6 cm	ca. 85 kg	2 x 60 kg	EMOTEC L09	EMOTEC DC 9000 EMOTEC DC 9000 DB/DL/DLF EMOTEC HCS 9003 EMOTEC HCS 9003 DB/DL/DLF EmoTouch II PB/AF/GF
94.4277		24 kW		35 - 45 m <sup>3</sup>	50 x 8 cm			LSG 18	
94.4278		30 kW		45 - 65 m <sup>3</sup>	50 x 10 cm			LSG 36	

\*\*) The wooden railing does not replace the heater protection. Depending on the individual situation of installation the cabin manufacturer must provide a suitable protection against contact.

Subject to technical modifications

